



IHS COVID-19 Vaccine Implementation Progress

IHS COVID-19 JANUARY

Objectives

- Examine vaccine allocations from Operation Warp Speed, IHS distribution processes and platforms for reviewing vaccine administration data.
- Apply lessons learned in the first month of vaccine use for the two products currently approved under an EUA.



Distribution – Jurisdiction Selection by Area

Distribution Preference	IHS
Alaska	0
Albuquerque	26
Bemidji	34
Billings	13
California	67
Great Plains	28
Nashville	26
Navajo	27
Oklahoma City	60
Phoenix	34
Portland	23
Tucson	2
Grand Total	340

- Distribution preference for COVID-19 vaccines was reported to CDC through the state/local public health jurisdiction and through IHS AVPOCs.
- IHS and CDC jointly reconciles the lists for discrepancies, duplicates or facilities needing additional information weekly.
- Refer to CDC for update on T/U list with state allocation
- Current distribution data:
 - 340 total facilities have chosen IHS as their distribution preference, with recent additions this week
 - All facilities have been uploaded into the VTrckS system for distribution.

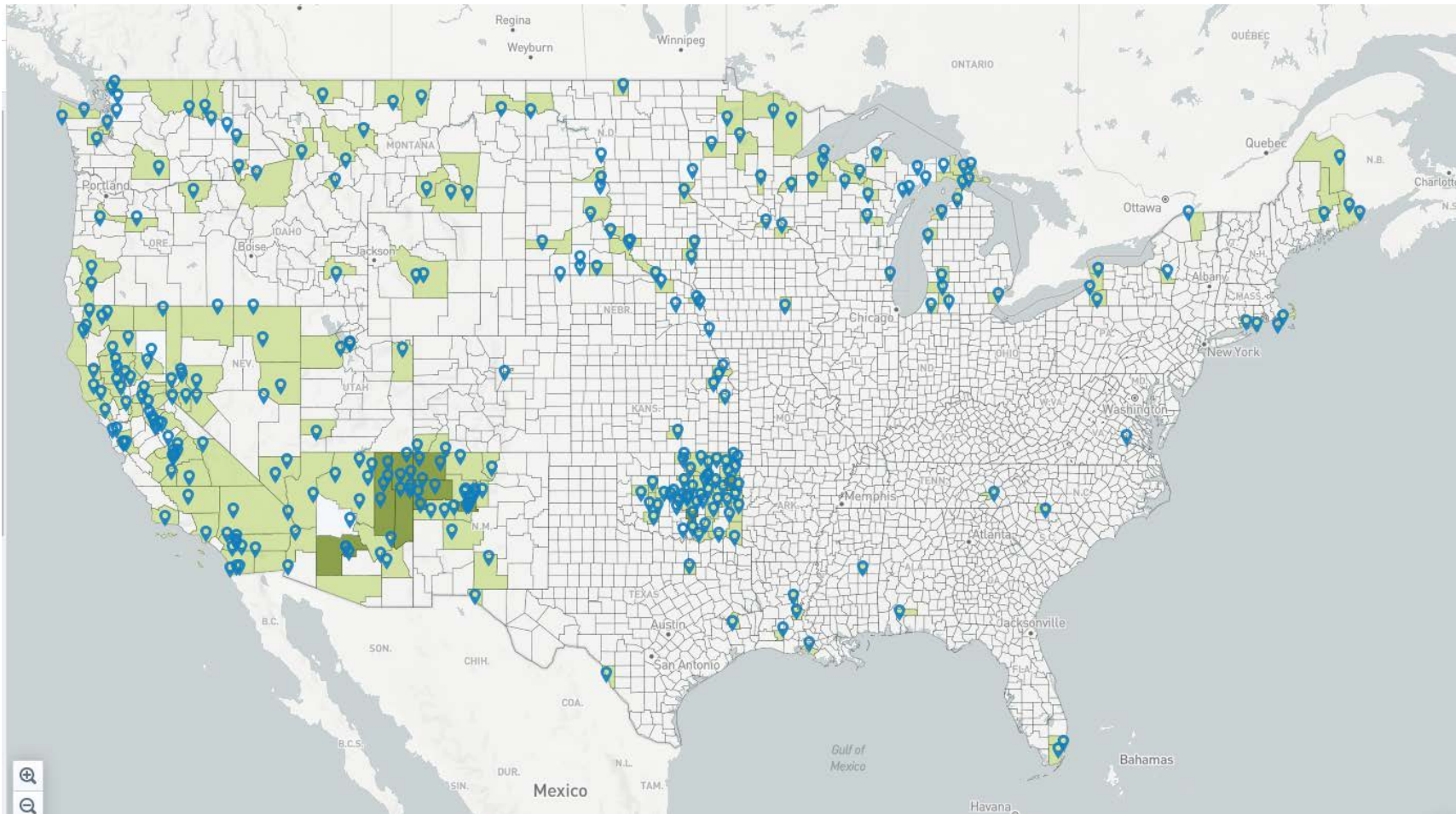


Priority Population Estimates by Area

Area	Phase 1a		Phase 1b/1c			
	HCP (Direct and Non-Direct, EMS)	Residents in tribal Long-Term Care	Essential Workers	Number of elders	Patients at high-risk for COVID-19 illness	Number of people you anticipate providing COVID-19 Vaccine
Albuquerque	2182	233	9126	33774	85460	133030
Bemidji	2959	300	7941	20455	58396	159096
Billings	1705	93	3479	8658	28775	71300
California	3962	192	10406	27655	82666	211286
Great Plains	3262	440	11172	23321	110167	152062
Nashville	2685	221	6909	10248	32774	58635
Navajo	7930	153	20810	64178	92588	282794
Oklahoma City	9725	408	21044	149808	277887	661361
Phoenix	7429	220	22272	19838	82981	225232
Portland	2015	206	7727	13855	35557	86017
Tucson	600	54	450	1902	1759	5200
Grand Total	44203	2520	121336	372946	889160	2046085

 Phase 1a needs exceeded with Pfizer/Moderna shipment 1

Tiberius Orders for IHS



IHS Vaccine Orders

- 340 Facilities
 - 280 facilities have had a direct shipment of vaccine
 - Remainder are receiving through parent facility

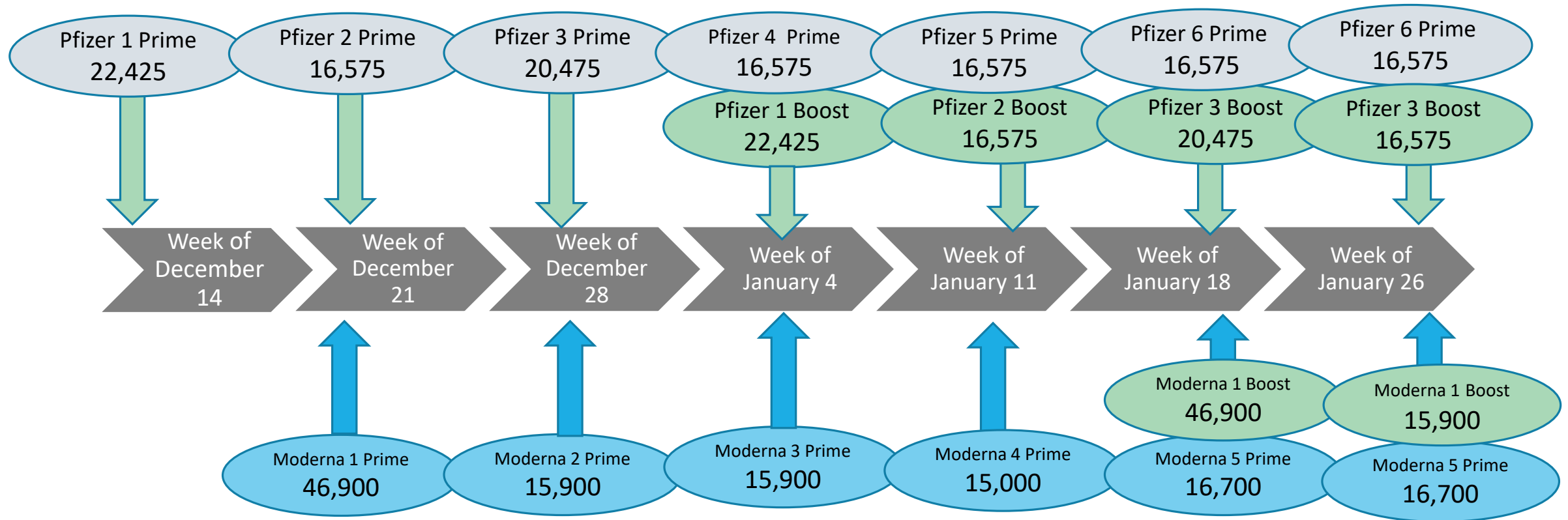


COVID-19 Vaccine Ordering Summary

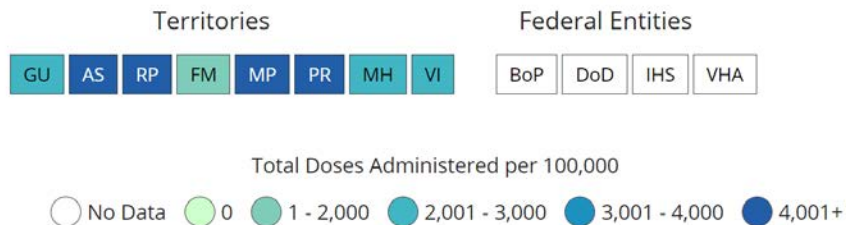
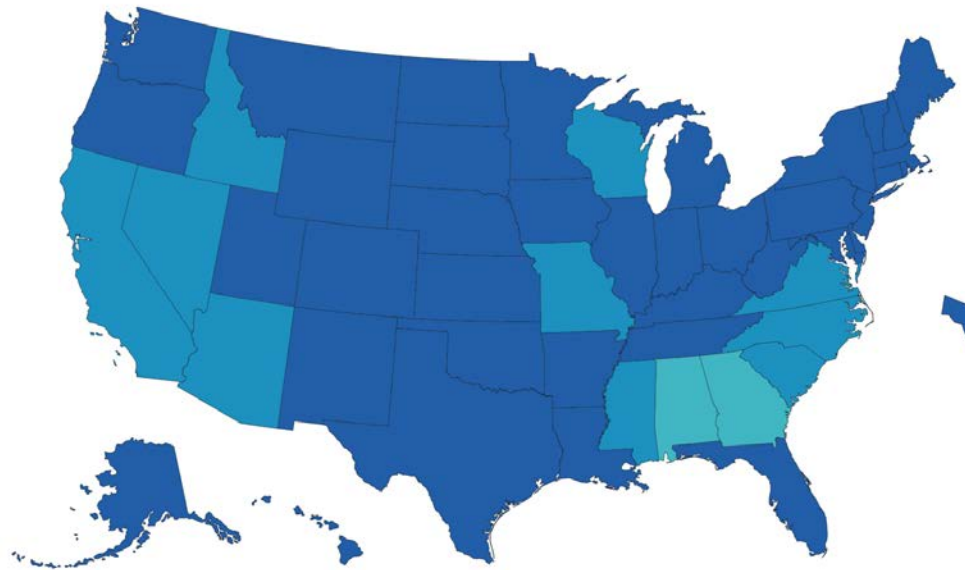
(includes deliveries through this week)

Area	Sum of Prime	Sum of Boost	Sum of Total
Albuquerque	16325	9975	26300
Bemidji	13500	8100	21600
Billings	6950	4850	11800
California	17475	9825	27300
Great Plains	16275	11425	27700
Nashville	10025	6625	16650
Navajo	37825	26425	64250
Oklahoma City	63950	35550	99500
Phoenix	25650	18150	43800
Portland	10125	6825	16950
Tucson	1500	1100	2600
Grand Total	219600	138850	358450

Dose Allocations and Cadence



Vaccine Administration Data CDC Tracker



IHS Data from CDC Tracker as of 01/19/21

- Total distributed 292,700
- Total doses administered 104,140
- Total 1st doses administered 90,329
- Total 2nd doses administered 13,384

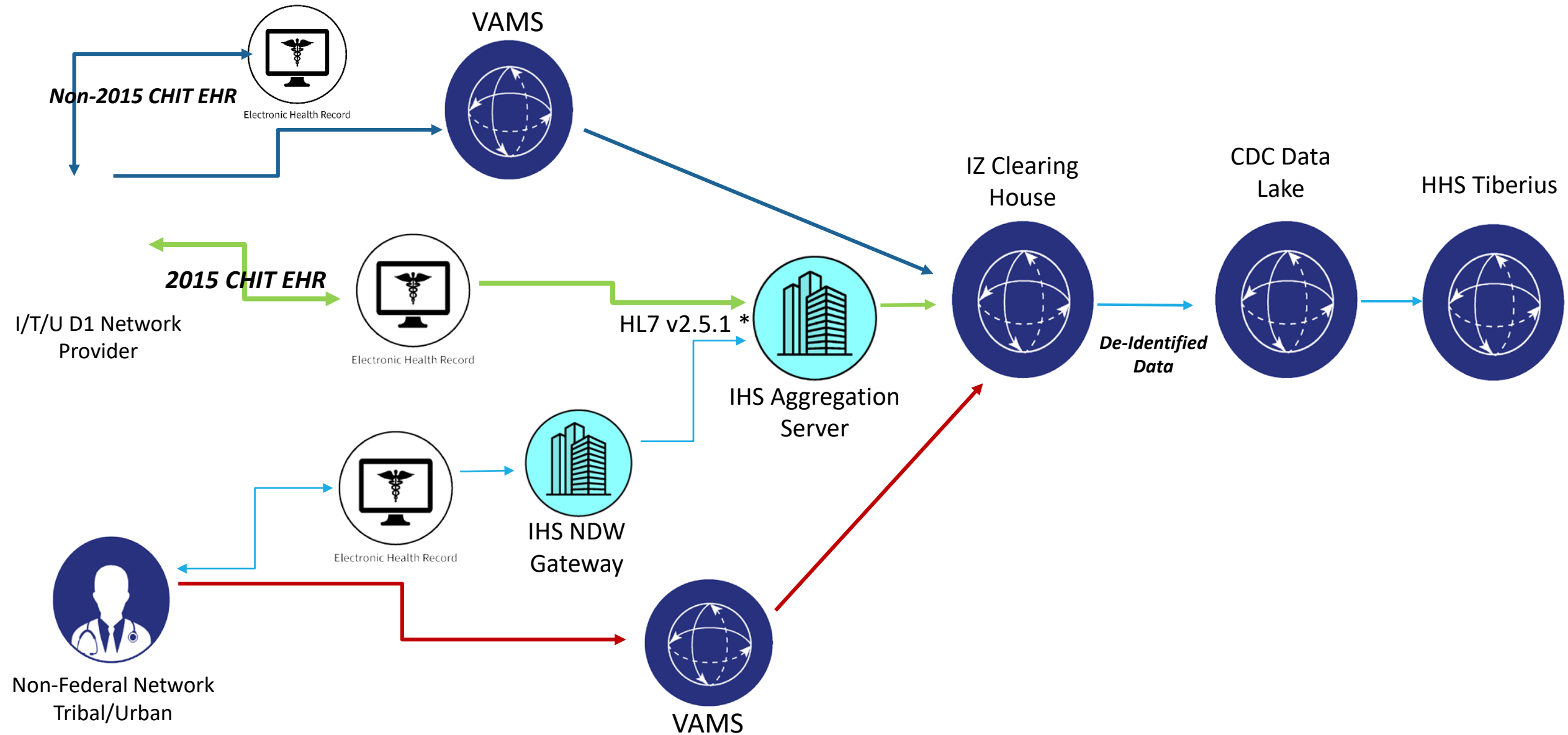
Rate 35.6%

Important notes

- Data is pulled by CDC at 6am ET
- Total distributed are doses changed to doses received (includes boost doses not due until following week)
- IHS HL7 data is sent at 1pm ET daily
- CDC and IHS are actively determining gaps/lag of data reporting



Software Systems – Data Flow



IHS Vaccine Doses Reported

	Total Doses	As of Date/Time
CDC COVID Data Tracker**	104,140	1/19/21 6:00 AM EST per CDC website
<i>Difference</i>	<i>204</i>	
Total IHS Doses Reported	103,936	
<i>Total Per NDW COVID Vaccine Tracker</i>	<i>103,936</i>	<i>1/19/21 2:30 PM MST per NDW data refresh date</i>

* IHS VAMS Data is pulled directly from the VAMS Dashboard Reports for the IHS Jurisdiction – data entered throughout the day. Report reflects data at the time the report was generated.

^ IHS HL7 Aggregator Vaccine Files Sent to CDC – data file sent once per day at approximately 11:00 AM MST.

** VAMS Sends data to the CDC Clearing House at 9:00 AM EST then CDC COVID Data Tracker pulls data from Tiberius at 12:00 PM EST Daily and posts to website

+ NDW COVID Vaccine Tracker data is part of the total IHS Doses Reported – data validation is in progress to ensure all site data is reflected on the NDW dashboard. Data processing time differences continue to contribute to differences in totals.



HHS Allocation Change Announcement

- HHS Press Conference Announcements 1/12/21
 - Release of vaccine in “reserve”
 - Release of boost doses - will no longer be held back
 - Release of “safety stock” held
 - Recommendations for expansion to “all of the most vulnerable people” in states
 - Recommend to move more swiftly to people 65+
 - All <65yrs with comorbidity
 - Expand vaccine administration through other methods (retail pharmacies, mass vaccination events)
 - Example – boarding groups on a flight
 - Potential changes in future allocation
 - Dependent on administration rates
 - Dependent on elders 65+
- Changes anticipated in 1-2 weeks, IHS VTF will monitor changes



Education and Outreach

Resources/Guidance

- Website [ihs.gov/coronavirus/vaccine](https://www.ihs.gov/coronavirus/vaccine)
 - Data Management FAQ
 - Updated Vaccine Distribution by Area
 - General FAQs

Upcoming Training/Office Hours

- SVPOCs Office Hours – Tuesday at 5pm EST
- AVPOC Office Hour – Friday at 1:30pm EST
- CDC All Awardee call – Wednesday at 3:30pm EST
- UNM Project ECHO VTF Panel – 1/21/21 at 1pm ES
- TBHCE IHS COVID-19 Webinar Series VTF panel – 1/22/21 at 1pm EST
- UNM Community Health ECHO – 2/2/21
- Pfizer training ongoing



Next Steps

- Update IHS COVID-19 Pandemic Vaccine Plan
- Continue onboarding facilities for HL7 messaging and work with CDC to ensure all sites data is transmitting
- Validate data for IHS portal
- Continue to develop educational resources for internal and external stakeholders

